

Scaled data based on original data using  
LM-79-08 Approved Method: Electrical and Photometric Measurements of Solid-  
State Lighting Products

Test Report Prepared for  
Cooper Lighting Solutions  
(formerly Eaton)

Brand: McGRAW-EDISON

Report Number: P945653

Luminaire Tested: **GALN-SB1C-750-U-RW**

Issue Date: 1/21/2025

**Test Information**

Test Method: LM-79-08  
Report Number: P945653  
TEST IS SCALED FROM IESNA LM-79-08 TEST DATA (G2-2411-289-19)  
Test Lab: INNOVATION CENTER  
Issue Date: 1/21/2025  
Manufacturer: COOPER LIGHTING SOLUTIONS (FORMERLY EATON)  
Product Line: McGRAW-EDISON  
Catalog Number: GALN-SB1C-750-U-RW  
Description: GALLEON AREA AND ROADWAY HIGH DENSITY LED LUMINAIRE  
(1) 70 CRI, 5000K, 615mA LIGHTSQUARE WITH 26 LEDS AND RECTANGULAR WIDE OPTICS  
Light Source: -  
Ballast/Driver: -

**Summary**

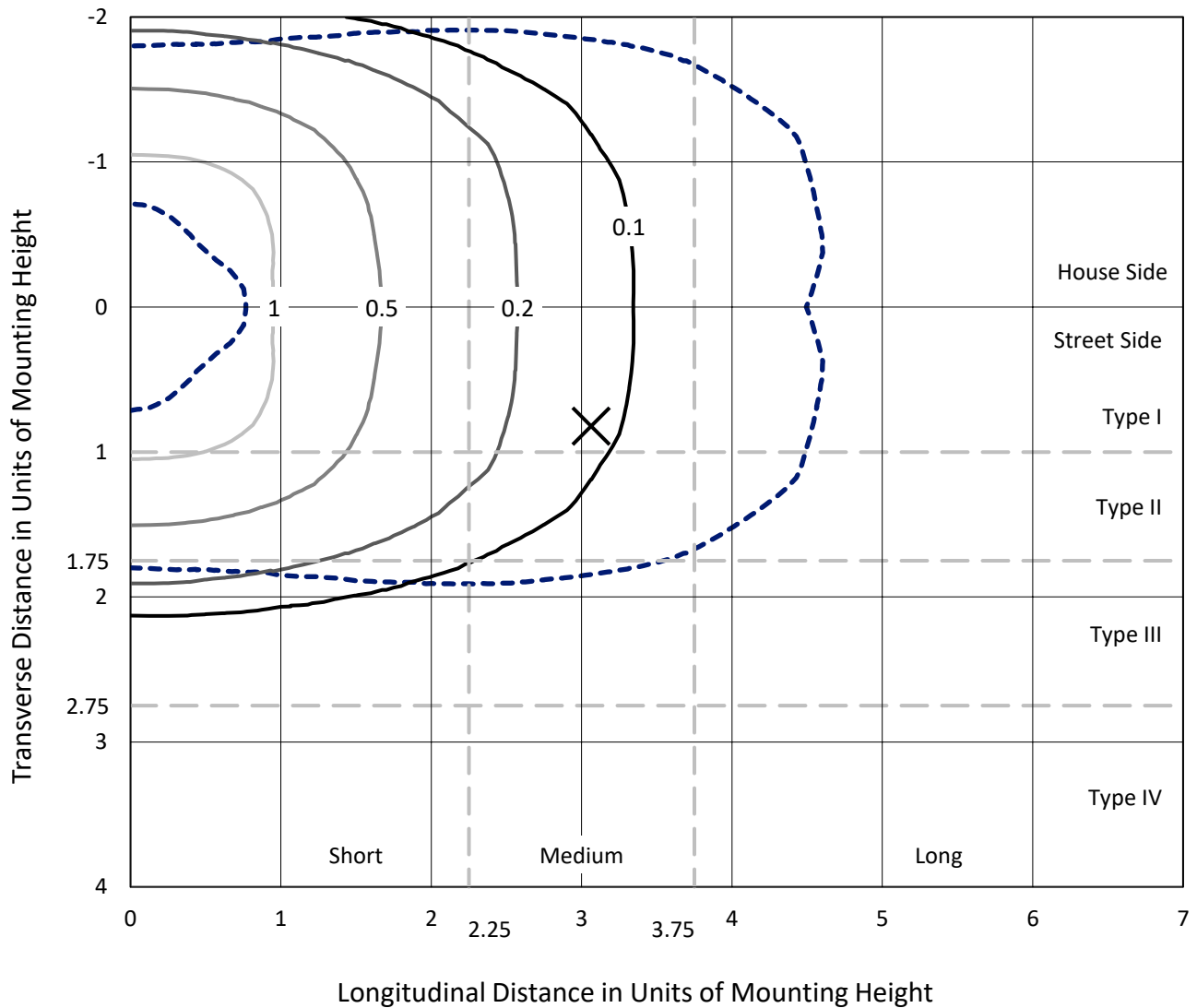
Lumens per Lamp: N/A  
Luminaire Lumens: 8162 lumens  
Efficiency: N/A  
Efficacy: 150.0 lumens/watt  
Luminous Opening: Rectangular (W 0.5' x L: 0.5' x H: 0')  
IES Classification: Type III - Medium  
BUG Rating: B3 - U0 - G3  
  
Input Watts (W): 54.4  
Input Voltage (V): NR  
Input Current (Ain): NR  
Voltage Rise (V): NR  
Power Factor: NR  
Total Harmonic Distortion (THDi): NR  
Frequency (hertz): 60  
Stabilization Time: NR  
Operation Time: NR  
Ambient Temperature (°C): NR  
Test Distance: 24 FT



REPORT NUMBER: P945653  
 CATALOG NUMBER: GALN-SB1C-750-U-RW

### Iso-Footcandle Lines of Horizontal Illumination

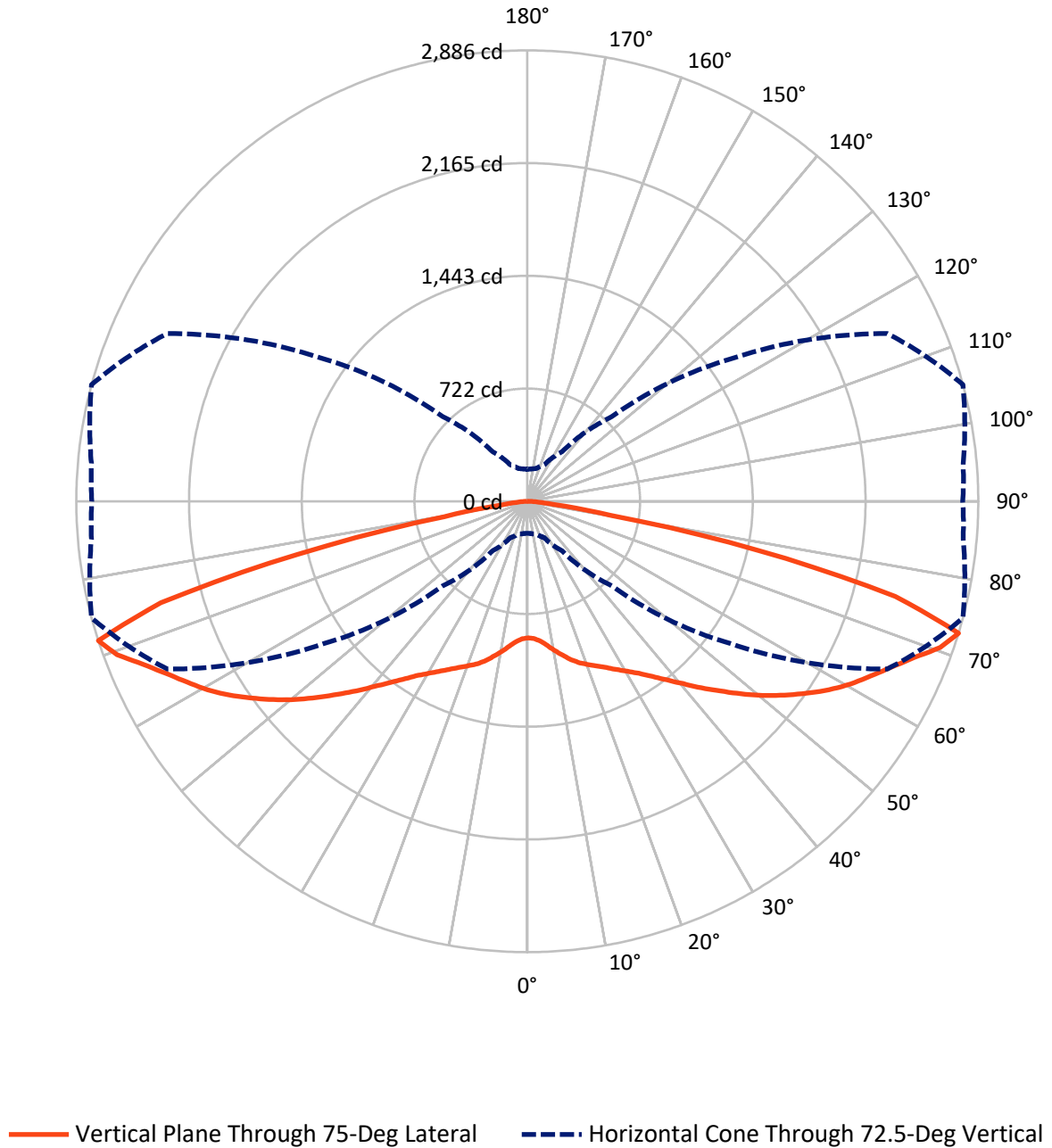
✕ Max cd  
 - - - 1/2 Max cd



Based on 25 foot mounting height. Maximum calculated value = 1.5 fc  
 Type III - Medium - N/A

REPORT NUMBER: P945653  
CATALOG NUMBER: GALN-SB1C-750-U-RW

### Luminous Intensity Polar Plot



REPORT NUMBER: P945653  
 CATALOG NUMBER: GALN-SB1C-750-U-RW

**FLUX DISTRIBUTION:**

		Downward	Upward	Total
<b>House Side</b>	Lumens	4081.0	0.0	4081.0
	% Fixture	50.0	0.0	50.0
<b>Street Side</b>	Lumens	4081.0	0.0	4081.0
	% Fixture	50.0	0.0	50.0
<b>Total</b>	Lumens	8162.0	0.0	8162.0
	% Fixture	100.0	0.0	100.0

**ZONAL LUMENS:**

Zone	Lumens	% Fixture
0°-10°	85.6	1.0
10°-20°	282.5	3.5
20°-30°	545.8	6.7
30°-40°	921.6	11.3
40°-50°	1461.6	17.9
50°-60°	1957.0	24.0
60°-70°	1862.4	22.8
70°-80°	971.8	11.9
80°-90°	73.6	0.9
90°-100°	0.0	0.0
100°-110°	0.0	0.0
110°-120°	0.0	0.0
120°-130°	0.0	0.0
130°-140°	0.0	0.0
140°-150°	0.0	0.0
150°-160°	0.0	0.0
160°-170°	0.0	0.0
170°-180°	0.0	0.0
0°-90°	8162.0	100.0
0°-180°	8162.0	100.0

**Coefficient of Utilization**



REPORT NUMBER: P945653

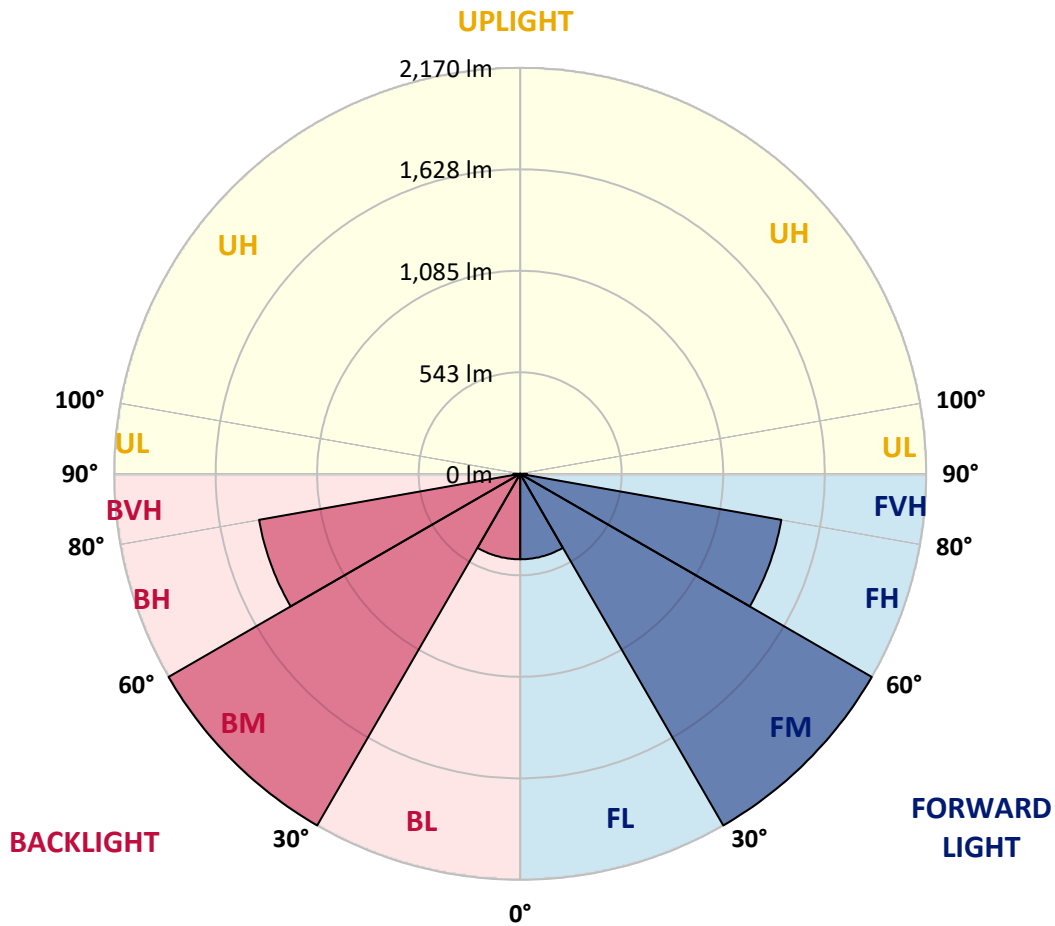
CATALOG NUMBER: GALN-SB1C-750-U-RW

**LUMINAIRE CLASSIFICATION SYSTEM LUMEN TABLE AND BUG RATING:**

Zone	Lumens	% Fixture	Zone Rating/Lumen Limit		
			B	U	G
FL (0°-30°)	457.0	5.6			
FM (30°-60°)	2170.1	26.6			
FH (60°-80°)	1417.1	17.4			G1/1800
FVH (80°-90°)	36.8	0.5			G1/100
BL (0°-30°)	457.0	5.6	B1/500		
BM (30°-60°)	2170.1	26.6	B2/2500		
BH (60°-80°)	1417.1	17.4	B3/2500		G3/2500
BVH (80°-90°)	36.8	0.5			G1/100
UL (90°-100°)	0.0	0.0		U0/0	
UH (100°-180°)	0.0	0.0		U0/0	

**BUG Rating: B3-U0-G3**

Type III Medium



REPORT NUMBER: P945653

CATALOG NUMBER: GALN-SB1C-750-U-RW

**CANDELA DISTRIBUTION (FULL):**

	0°	5°	15°	25°	35°	45°	55°	65°	75°	85°
0°	874.3	874.3	874.3	874.3	874.3	874.3	874.3	874.3	874.3	874.3
2.5°	874.3	873.5	874.3	875.1	874.7	874.7	876.8	878.0	880.5	880.1
5°	868.5	868.0	871.4	875.1	878.0	883.0	889.3	893.9	899.7	901.0
7.5°	865.5	864.3	870.1	876.8	886.0	898.5	910.6	923.1	933.1	936.4
10°	867.6	868.0	876.0	888.5	903.1	920.6	937.6	958.9	973.1	976.4
12.5°	877.2	876.4	889.7	909.7	929.7	951.8	971.8	995.1	1010.6	1018.5
15°	894.7	893.0	911.8	941.4	970.6	996.4	1012.7	1034.7	1052.7	1062.7
17.5°	915.6	916.4	941.0	979.3	1017.7	1046.8	1062.2	1073.5	1087.2	1096.0
20°	952.2	953.9	981.4	1026.8	1070.6	1103.9	1116.4	1112.2	1116.0	1122.7
22.5°	1001.4	1002.2	1033.1	1082.2	1128.1	1164.8	1173.1	1156.0	1145.6	1150.2
25°	1058.5	1063.9	1094.7	1145.2	1192.3	1227.3	1231.0	1205.2	1179.3	1180.6
27.5°	1128.1	1133.1	1164.3	1214.3	1262.3	1292.7	1292.3	1257.7	1219.8	1210.2
30°	1203.5	1208.9	1241.0	1292.7	1337.3	1364.0	1358.1	1316.9	1262.7	1244.8
32.5°	1293.1	1296.4	1328.9	1380.6	1421.9	1443.1	1431.0	1380.2	1312.7	1292.3
35°	1401.5	1406.5	1430.6	1479.4	1515.6	1533.1	1512.7	1452.7	1376.9	1354.0
37.5°	1525.2	1521.9	1549.4	1592.7	1622.7	1633.6	1605.7	1534.4	1450.2	1423.1
40°	1654.4	1652.7	1682.7	1724.4	1740.7	1747.3	1706.1	1628.2	1534.8	1505.6
42.5°	1771.5	1770.3	1810.7	1856.9	1876.5	1869.0	1816.9	1727.8	1632.7	1599.4
45°	1865.3	1863.6	1913.2	1978.2	2016.5	2004.0	1934.0	1837.8	1731.9	1697.3
47.5°	1937.4	1938.2	1991.5	2072.0	2139.1	2143.7	2053.6	1949.9	1841.1	1801.9
50°	1989.5	1992.0	2049.1	2138.2	2229.9	2270.3	2175.7	2064.9	1954.0	1909.9
52.5°	2002.4	2007.0	2075.7	2180.3	2288.3	2365.4	2299.9	2175.3	2061.1	2019.0
55°	1933.6	1942.8	2029.9	2177.0	2324.1	2427.9	2409.1	2287.4	2169.1	2125.7
57.5°	1775.7	1788.6	1890.3	2082.4	2316.2	2470.8	2493.7	2394.9	2277.0	2235.3
60°	1554.4	1569.8	1667.3	1876.9	2204.5	2486.6	2553.3	2499.5	2376.2	2335.8
62.5°	1220.6	1240.6	1357.3	1603.2	1968.6	2412.9	2604.1	2594.1	2465.4	2414.9
65°	783.0	804.3	927.2	1217.7	1654.0	2187.0	2620.0	2686.2	2559.5	2489.1
67.5°	472.2	481.7	542.6	738.0	1208.9	1846.5	2485.8	2788.3	2669.6	2582.0
70°	302.1	307.5	343.8	433.4	683.4	1347.3	2153.2	2807.5	2802.9	2677.5
72.5°	205.0	206.7	216.3	256.7	386.7	765.5	1588.2	2541.6	2886.3	2800.4
75°	150.0	159.2	174.6	181.7	219.6	382.6	910.1	1785.7	2432.4	2469.9
77.5°	111.7	112.1	133.4	141.7	156.7	203.8	385.1	996.8	1510.2	1585.7
80°	94.6	89.6	89.2	114.2	117.9	127.1	172.1	344.2	540.9	328.0
82.5°	78.8	73.3	66.3	89.2	80.4	77.9	74.6	140.0	172.1	84.6
85°	55.0	52.5	50.0	58.3	45.8	39.2	35.8	65.4	72.5	35.8
87.5°	23.8	24.6	25.0	25.8	19.2	13.8	13.8	18.3	18.3	14.2
90°	0.0	0.0	0.0	0.0	0.0	0.0	0.0	0.0	0.0	0.0

(END C

90°
874.3
879.7
901.0
937.2
979.7
1021.8
1066.4
1100.2
1127.7
1153.5
1182.7
1213.1
1246.9
1297.3
1357.3
1428.1
1515.2
1607.7
1705.3
1813.6
1923.2
2029.9
2137.8
2244.9
2344.5
2420.8
2497.9
2588.7
2676.6
2787.1
2379.1
1414.4
248.0
72.1
31.7
10.4
0.0

OF REPORT)